
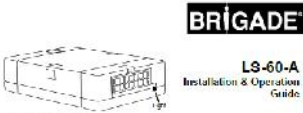



Packing Contents Bill of Materials (BOM)

Brigade Electronics Part Number: (4851)
 Brigade Electronics Model Number: LS-60-A

System	Qty	System Description	Sub-System	Qty	Sub-system Description																						
 <p>Clear Plastic Bag</p>	1	LS-60-A (4851)	 <p>BRIGADE LS-60-A Installation & Operation Guide</p> <p>1. Wire Connection to Wire Color Wire Connection Red Power Supply (Negative) Blue Power Supply (Positive) (Battery and not permanent) Green Speed Pulse (red line in package) (see also BE 41 pages per vehicle delivery) Yellow Voltage Input (see also BE 41 pages per vehicle delivery) Purple Switch Power Output Note: The red output must be connected to 12V. Use a relay if higher current than output output for accessories devices is required.</p> <p>2. Tutorial Operation: Switch Power Output On state After the vehicle speed is below the speed threshold setting, the Switch Power Output will be activated and indicated by the status light. Switch 1 Power Output OFF state When the vehicle speed reaches the speed threshold setting, the Switch Power 1 Output will be deactivated and indicated by the LED light.</p> <p>3. Displaying or Programming the Speed Threshold Note: Please read the driver instructions before adjusting the speed threshold.</p> <p>3.1. Speed Threshold Table</p> <table border="1"> <thead> <tr> <th>Number of Light Flashes</th> <th>Sub-System Speed Threshold</th> </tr> </thead> <tbody> <tr><td>1</td><td>10</td></tr> <tr><td>2</td><td>20</td></tr> <tr><td>3</td><td>30</td></tr> <tr><td>4</td><td>40</td></tr> <tr><td>5</td><td>50</td></tr> <tr><td>6</td><td>60</td></tr> <tr><td>7</td><td>70</td></tr> <tr><td>8</td><td>80</td></tr> <tr><td>9</td><td>90</td></tr> <tr><td>10</td><td>100</td></tr> </tbody> </table> <p>Note 1: Speed based on four pulses per meter distance. Note 2: For some trucks the speed sensor may need to be set at half the required speed (e.g. if required 100km/h set to 50km/h).</p>	Number of Light Flashes	Sub-System Speed Threshold	1	10	2	20	3	30	4	40	5	50	6	60	7	70	8	80	9	90	10	100	1	LS-60-A IG (4885) Installation Guide
		Number of Light Flashes	Sub-System Speed Threshold																								
1	10																										
2	20																										
3	30																										
4	40																										
5	50																										
6	60																										
7	70																										
8	80																										
9	90																										
10	100																										
		Low Speed Trigger Module	 <p>BRIGADE Model No.: LS-60-A PART No. BARCODE E11 S4200-00002-00000-00000-00000 E11 Part No.: 4851 Qty: 1 Price: 1000000 1204746 1204746 1204746 MADE IN U.S.A.</p>	1	LS-60-A (4851) Speed switch																						

NB: Part Numbers that are under lined are not released to Navision.